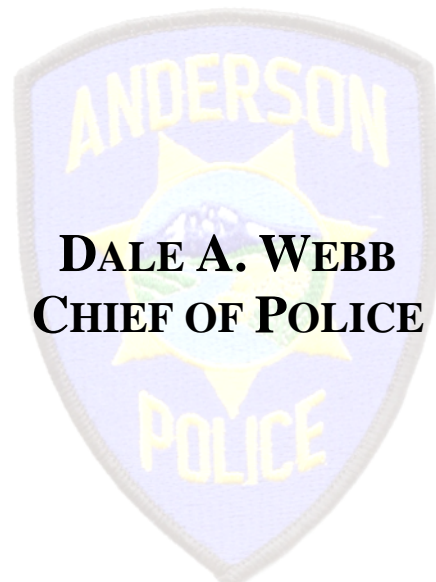


# ANDERSON POLICE DEPARTMENT

## 2008 ANNUAL REPORT



# **TABLE OF CONTENTS**

<b>OVERVIEW.....</b>	<b>3</b>
<b>VIOLENT CRIME.....</b>	<b>5</b>
<b>PROPERTY CRIME.....</b>	<b>6</b>
<b>GENERAL ARREST STATISTICS.....</b>	<b>7</b>
<b>TRAFFIC STATISTICS.....</b>	<b>8</b>
<b>CITATIONS.....</b>	<b>9</b>
<b>GANGS STATISTICS.....</b>	<b>10</b>
<b>MESSAGE FROM CHIEF DALE A. WEBB.....</b>	<b>11</b>

## OVERVIEW

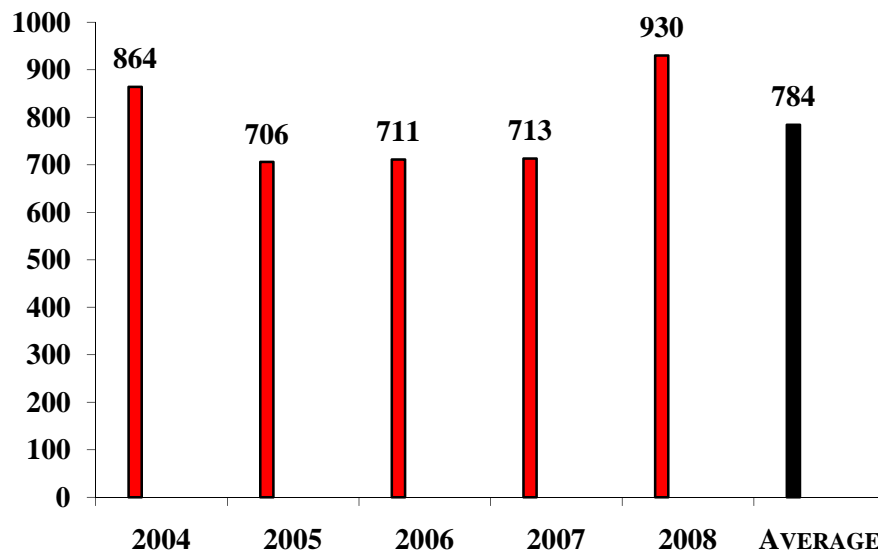
This annual report provides a look at crime within our community. There are many things that contribute to the crime rate, including:

- Changes in population
- Over-crowding and early releases from the County Jail
- The inability to hold offenders accountable due to the over-crowding
- Unemployment rate
- And many more.

Preventing crime and providing the highest quality of life is at the forefront of the Anderson Police Department's mission each day. The Department works hard day after day by employing several programs and projects such as: Community Oriented Policing, Neighborhood Watch, Citizens on Patrol, School Resource Officer, Shasta Anti-Gang Enforcement, and the Shasta Interagency Narcotics Task Force. For the past two years, the City has seen only tenths of a percent increase in crime but that cannot be said for 2008. This past year, the Department has experienced a 30.43% increase in Part I crimes. This is not just occurring in Anderson, but other local jurisdictions and those outside of our area have also experienced a significant increase in 2008. Additionally, as a result of budget concerns in 2008, the Department suffered a decrease in the number of sworn peace officer positions from a high of twenty to the current total of eighteen.

There are seven categories of Part I Crimes: Homicide, Rape, Robbery, Assault, Burglary, Larceny, and Motor Vehicle Theft. The following table provides the total number of Part I Crimes reported for the past five years:

### **FIVE-YEAR COMPARISON TOTAL PART I CRIMES**



Below is an expanded summary of Part I Crimes in Anderson, comparing 2007 to 2008. The overall total for Anderson's Part I Crimes reflects a 30.43% increase.

<i><b>PART I CRIMES</b></i>	<i><b>2007</b></i>	<i><b>2008</b></i>	<i><b>% CHANGE</b></i>	<i><b>RAW CHANGE</b></i>
HOMICIDE	1	0	0	0
RAPE	5	14	180%	+9
ROBBERY	5	10	100%	+5
ASSAULT	234	343	46.58%	+109
<b>VIOLENT CRIME</b>	<b>245</b>	<b>367</b>	<b>49.79%</b>	<b>+122</b>
BURGLARY	116	162	39.65%	+46
LARCENY	335	377	12.53%	+42
VEHICLE THEFT	17	24	41.17%	+7
<b>PROPERTY CRIME</b>	<b>468</b>	<b>563</b>	<b>20.29%</b>	<b>+95</b>
<b>TOTAL PART I CRIMES</b>	<b>713</b>	<b>930</b>	<b>30.43%</b>	<b>+217</b>
<i><b>OTHER STATISTICS</b></i>	<i><b>2007</b></i>	<i><b>2008</b></i>	<i><b>% CHANGE</b></i>	<i><b>RAW CHANGE</b></i>
<b>TOTAL CALLS FOR SERVICE</b>	<b>21,715</b>	<b>19,721</b>	<b>-10.11%</b>	<b>-1,994</b>
<b>TOTAL INCIDENTS</b>	<b>27,536</b>	<b>24,948</b>	<b>-10.37%</b>	<b>-2,588</b>
<b>TOTAL DUI'S</b>	<b>124</b>	<b>245</b>	<b>97.58%</b>	<b>+121</b>
<b>DOMESTIC VIOLENCE</b>	<b>291</b>	<b>226</b>	<b>-28.76%</b>	<b>-65</b>

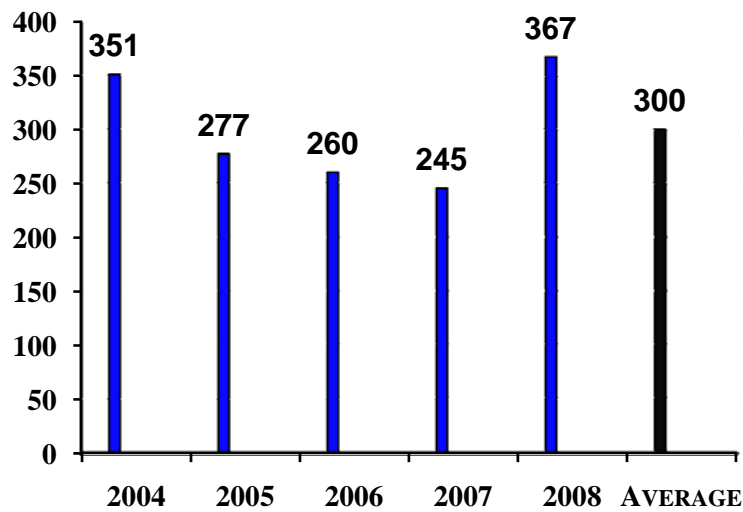
However, not all of the crimes reported are Part I Crimes. Examples of other types of Calls for Service include: Prowler Calls, Abandoned Vehicles, Lost Children, Missing Persons, Traffic Hazards, Speeding Vehicles, Traffic Collisions, Fraud, Financial Crimes, Identify Theft, Annoying Telephone Calls, Drunk Drivers, Citizen Assists, Disturbances, Medical Aid Calls, and many more.

All of these Calls for Service create an incident of which Anderson Police Department Officers, Community Service Officers, Public Safety Dispatcher/Records Clerks, or Public Safety Records Clerks respond to assist the citizens and/or visitors to the City of Anderson.

# VIOLENT CRIME

In 2008, there were 367 cases of Violent Crime (Homicide, Rape, Robbery, and Assaults) compared to 245 in 2007, an increase of 49.79%.

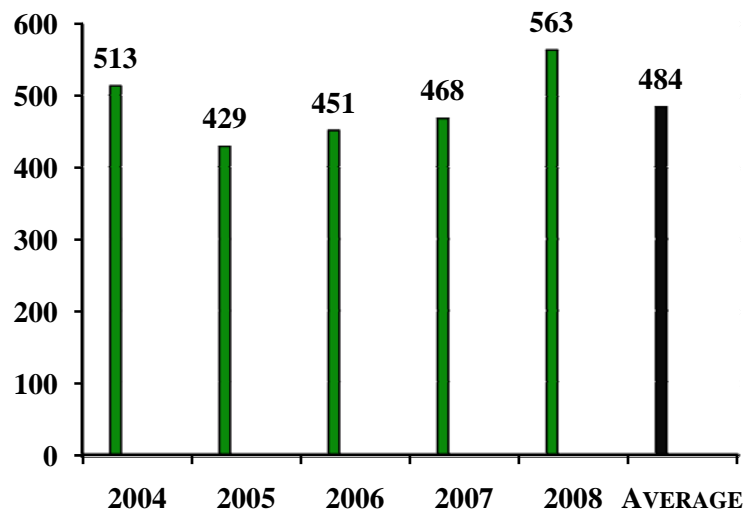
**FIVE-YEAR COMPARISON VIOLENT CRIMES**



## PROPERTY CRIME

In 2008, there was an overall increase of 20.29% in the number of Property Crimes (Burglary, Larceny, and Motor Vehicle Theft).

### FIVE-YEAR COMPARISON PROPERTY CRIMES

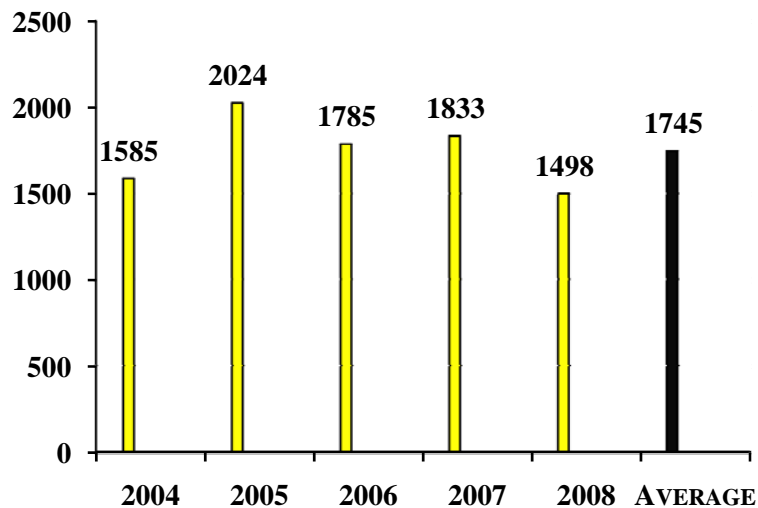


# GENERAL ARREST STATISTICS

The below arrest statistics include information on all people arrested in 2008 for all crimes, including, but not limited to, Part I Crimes.

<i>TOTAL ARRESTS – ALL CRIMES</i>	<i>2007</i>	<i>2008</i>	<i>CHANGE</i>	<i>RAW CHANGE</i>
ARRESTS (ADULT & JUVENILE)	1833	1498	-22.36%	-335

## FIVE-YEAR COMPARISON ARRESTS



## ADULT AND JUVENILE CASES SUBMITTED TO THE SHASTA COUNTY DISTRICT ATTORNEY'S OFFICE

In 2008, 1,251 cases were submitted to the Shasta County District Attorney's Office for review compared to 1,267 in 2007. Additionally, in 2008, 152 cases were submitted to the Shasta County Probation Department for review compared to 195 in 2007.

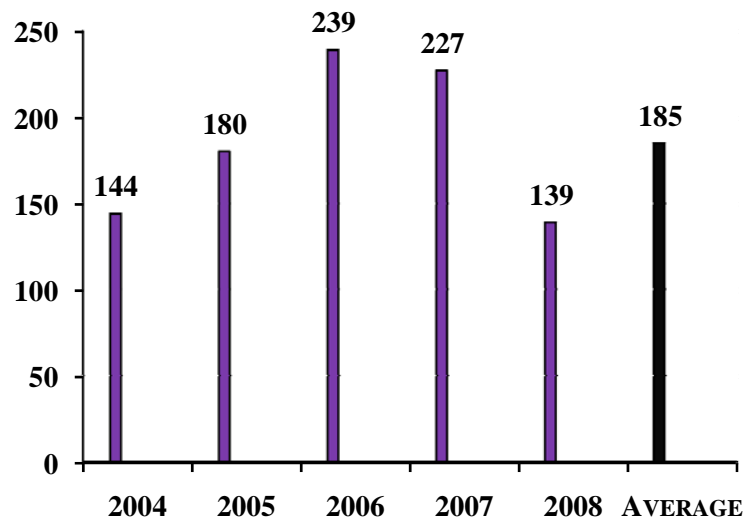
# TRAFFIC STATISTICS

Over the past several years, the Department has increased our emphasis on traffic enforcement with the addition of two Office of Traffic Safety grants. These grants enabled the Department to hire two traffic specialists and purchase two motorcycles. The Department also received and strongly participated in the following enforcement grants: Click-it-or-Ticket, Driving Under the Influence Checkpoints, Red Light Enforcement, and Driving Under the Influence Saturation Patrols.

<i>COLLISIONS</i>	<i>2007</i>	<i>2008</i>	<i>CHANGE</i>	<i>RAW CHANGE</i>
PROPERTY DAMAGE ONLY	174	95	-83.15%	-79
INJURY COLLISIONS	51	44	-15.90%	-7
FATAL COLLISIONS	2	0		
<b>TOTAL COLLISIONS</b>	<b>227</b>	<b>139</b>	<b>-63.30%</b>	<b>-88</b>

\*Although a reduction in the overall number of *Property Damage Only* Traffic Collisions is evident, it is primarily due to the involved parties requesting to exchange information and the collision not satisfying the requirement for the completion of a Traffic Collision Report.

## FIVE-YEAR COMPARISON TRAFFIC COLLISIONS

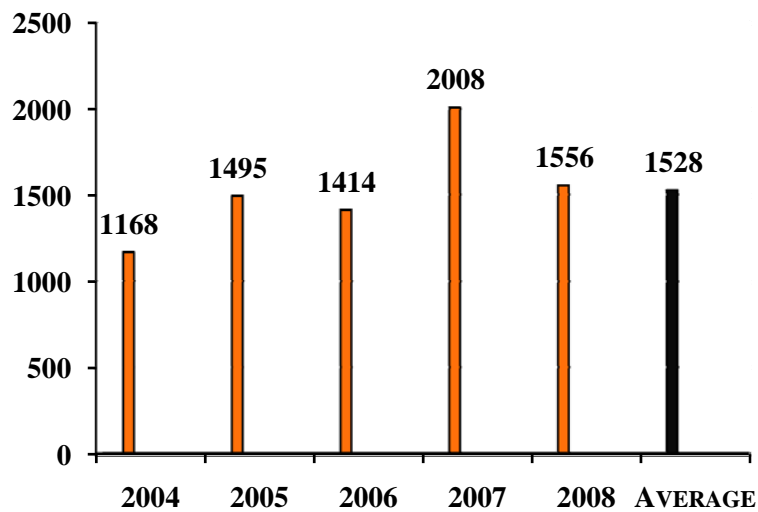


# CITATIONS

In April 2008, Traffic Specialist Scott Niemeth left the Anderson Police Department to pursue a career with the California Highway Patrol. Due to budget concerns, Traffic Specialist Niemeth's position is one of the two positions within the Department that remain vacant. The vacancy in our Traffic Unit is reflected by the decline in the number of citations issued.

<i>CITATIONS ISSUED</i>	<i>2007</i>	<i>2008</i>	<i>CHANGE</i>	<i>RAW CHANGE</i>
<b>ALL CITATIONS</b>	<b>2,008</b>	<b>1,556</b>	<b>-29.04%</b>	<b>-452</b>

## FIVE-YEAR COMPARISON CITATIONS



## GANG STATISTICS

The Shasta Anti-Gang Enforcement unit (SAGE) concluded its fifth year of operations in 2008. SAGE was the brainchild of retired Redding Police Department Chief Leonard Moty. Chief Peter Hansen has continued to support SAGE and the Redding Police Department remains the lead agency for the Program. SAGE operations are executed by a coalition of 20 agencies with an average participation each week of over twenty officers. SAGE members meet monthly to exchange information, train, and discuss future events. SAGE operations are held in a different location of Shasta County each week; however, most operations are concentrated on the cities of Shasta Lake, Anderson, and Redding.

SAGE officers take a proactive approach on the fight against gangs. SAGE officers conduct home visits on individuals who have parole and probation conditions related to prior gang offenses. Additionally, SAGE officers seek out known and suspected gang members to meet with them in an attempt to dissuade them from the gang lifestyle. During SAGE operations, contacts are made with the general public to educate them about the mission of SAGE and to promote good relations. This partnership with the community is very positive, helping us to be effective in our mission to keep the City of Anderson and Shasta County free of criminal street gangs.

<i>SAGE ACTIVITY IN ANDERSON</i>	<i>2007</i>	<i>2008</i>
SEARCHES	162	343
ARRESTS	57	60
OVERALL CONTACTS (PROACTIVE CONTACTS, ETC.)	666	799
NEW GANG MEMBERS DOCUMENTED	3	0
GANG CONTACTS	8	7

\*"Documented" gang members = a subject who meets criteria as set forth by Cal-Gang, as maintained by the California Department of Justice. Although it is a felony to be involved in gang activity, gang documentation is not necessarily conclusive that any other crime has occurred.

Anderson's gang activity continues to remain at a very low level. Much of this can be attributed to the efforts of SAGE. Many of the documented gang members have a criminal history in other areas and are no longer active in their gang affiliation, and in fact, have relocated to this area as a means to escape that lifestyle. It is believed that frequent contact with these individuals sends a message that Anderson and Shasta County maintains a zero-tolerance for gang and criminal activity.

## MESSAGE FROM CHIEF DALE A. WEBB

Although 2009 will be a challenging year due to economic conditions in Anderson and throughout California, I am confident the men and women who work for the Anderson Police Department will continue to provide the highest levels of service to the citizens of Anderson and to all those who visit our community.

We are proud of our alliance with the community, other City Departments, the City Council, and the City Manager. This alliance, coupled with the exceptional work ethic, dedication, and professionalism of those within the Anderson Police Department, has enabled us to preserve the image that the City of Anderson truly is the “City of Opportunity”.

We commit ourselves, through the principles of Community Oriented Policing, to continue to be proactive in identifying and solving problems, reducing crime and making our community safer, being sensitive and responsive to the needs of the community through the delivery of professional police services, and to enhancing the quality of life for all the citizens of Anderson.

All members of the Anderson Police Department are commended for their outstanding professionalism and dedication to the Department and the citizens they serve. The members of the Department are truly the backbone of the organization.



*Dale A. Webb*

Dale A. Webb  
Chief of Police