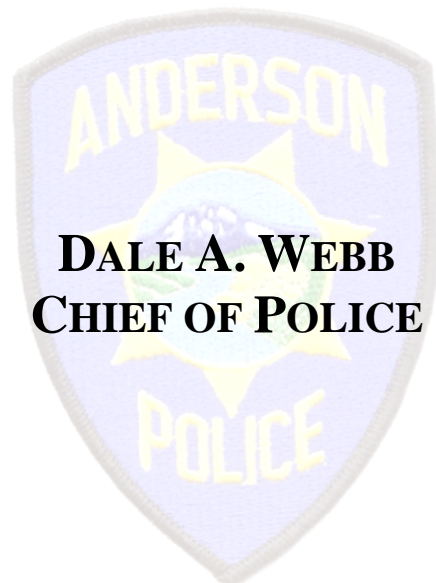



ANDERSON POLICE DEPARTMENT

2009 ANNUAL REPORT



DALE A. WEBB
CHIEF OF POLICE

TABLE OF CONTENTS

OVERVIEW.....	3
VIOLENT CRIME.....	5
PROPERTY CRIME.....	6
GENERAL ARREST STATISTICS.....	7
TRAFFIC STATISTICS.....	8
CITATIONS.....	9
GANGS STATISTICS.....	10
MESSAGE FROM CHIEF DALE A. WEBB.....	11

**Cover Photograph – Old Shasta County Jail located on Freeman Street in Anderson.
Pictured from left to right – Officer Tyler Finch and Officer Garrett Maxwell.*

OVERVIEW

This annual report provides a look at crime within our community. There are many things that contribute to the crime rate, including:

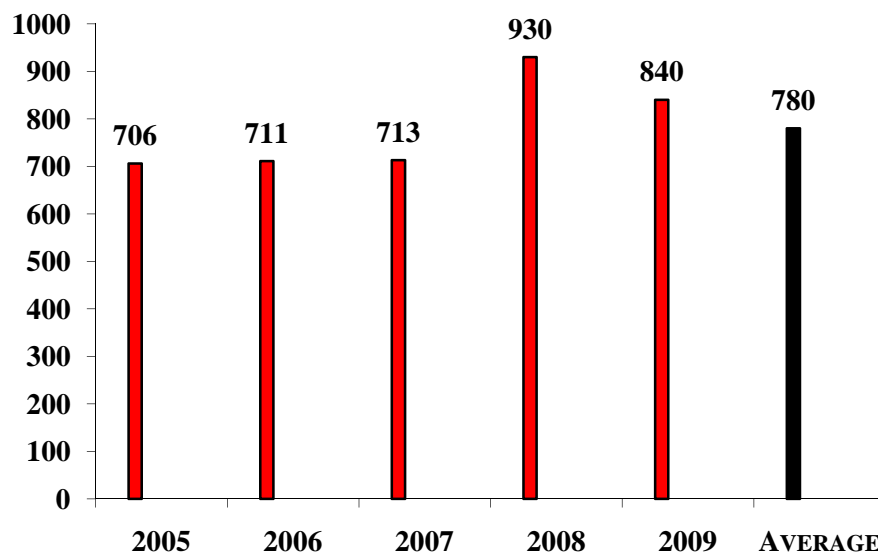
- Changes in population,
- Over-crowding and early releases from the County Jail,
- The inability to hold offenders accountable due to the over-crowding, and
- Unemployment rate.

Preventing crime and providing the highest quality of life is at the forefront of the Anderson Police Department's mission each day. The Department works hard day after day by employing several programs and projects such as: Community Oriented Policing, Neighborhood Watch, Citizens on Patrol, School Resource Officer, Shasta Anti-Gang Enforcement, and the Shasta Interagency Narcotics Task Force. Effective July 2010, we will no longer have a School Resource Officer Program. Due to loss of funding from the school districts we serve, we will be reassigning the officer that was once dedicated to the Program to a patrol shift to assist with routine Calls for Service during our most busy times of the day.

In 2008, the Department experienced a 30.43% increase in Part I crimes. This was not just specific to Anderson, but other local jurisdictions and those outside of our area also experienced a significant increase during 2008. I am pleased to announce that even with the economic downturn our area has experienced this past year we saw our crime statistics drop by 10.71%.

There are seven categories of Part I Crimes: Homicide, Rape, Robbery, Assault, Burglary, Larceny, and Motor Vehicle Theft. The following table provides the total number of Part I Crimes reported for the past five years:

FIVE-YEAR COMPARISON TOTAL PART I CRIMES



Below is an expanded summary of Part I Crimes in Anderson, comparing 2008 to 2009. The overall total for Anderson's Part I Crimes reflects a 10.71% decrease.

<i>PART I CRIMES</i>	<i>2008</i>	<i>2009</i>	<i>% CHANGE</i>	<i>RAW CHANGE</i>
HOMICIDE	0	0	0%	0
RAPE	14	11	-27%	-3
ROBBERY	10	12	+20%	+2
ASSAULT	343	311	-10%	-32
VIOLENT CRIME	367	334	-9.8%	-33
BURGLARY	162	138	-17%	-24
LARCENY	377	339	-11%	-38
VEHICLE THEFT	24	27	+12.5%	+3
PROPERTY CRIME	563	504	-11.7%	-59
TOTAL PART I CRIMES	930	838	-10.97%	-92
<i>OTHER STATISTICS</i>	<i>2008</i>	<i>2009</i>	<i>% CHANGE</i>	<i>RAW CHANGE</i>
TOTAL CALLS FOR SERVICE	19,721	20,571	+4.31%	+850
TOTAL INCIDENTS	24,948	25,865	+3.67%	+917
TOTAL DUI'S	245	233	-5.15%	-12
DOMESTIC VIOLENCE	226	280	+23.89%	+54

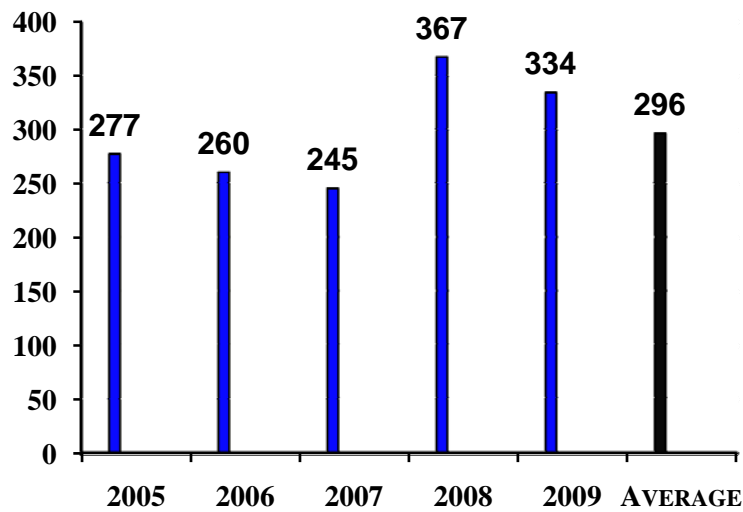
However, not all of the crimes reported are Part I Crimes. Examples of other types of Calls for Service include: Prowler Calls, Abandoned Vehicles, Lost Children, Missing Persons, Traffic Hazards, Speeding Vehicles, Traffic Collisions, Fraud, Financial Crimes, Identify Theft, Annoying Telephone Calls, Drunk Drivers, Citizen Assists, Disturbances, Medical Aid Calls, and many more.

All of these Calls for Service create an incident of which Anderson Police Department Officers, Community Service Officers, Public Safety Dispatcher/Records Clerks, or Public Safety Records Clerks respond to assist the citizens and/or visitors to the City of Anderson.

VIOLENT CRIME

In 2009, there were 334 cases of Violent Crime (Homicide, Rape, Robbery, and Assaults) compared to 367 in 2008, a decrease of 9.88%.

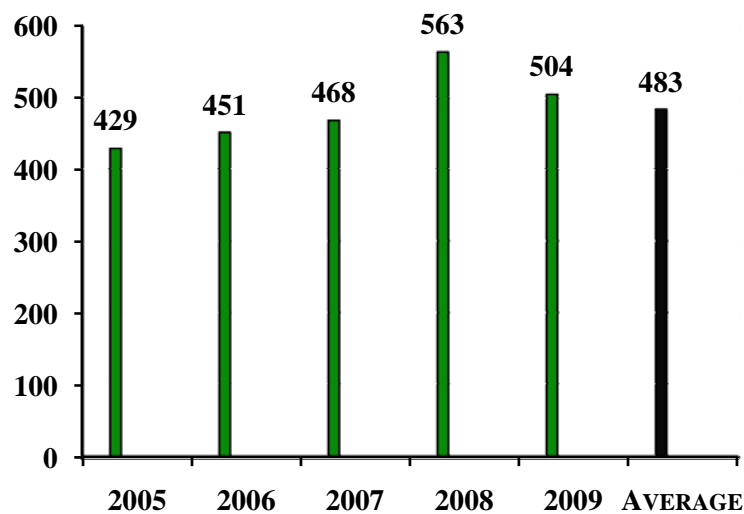
FIVE-YEAR COMPARISON VIOLENT CRIMES



PROPERTY CRIME

In 2009, there were 504 Property Crime cases involving Burglary, Larceny, and Motor Vehicle Theft, compared to 563 cases in 2008; a decrease of 11.7%.

FIVE-YEAR COMPARISON PROPERTY CRIMES

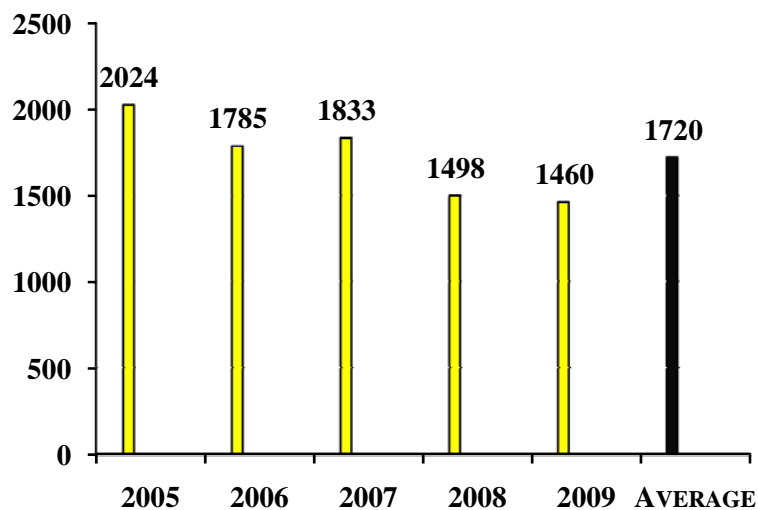


GENERAL ARREST STATISTICS

The below arrest statistics include information on all people arrested in 2009 for all crimes, including, but not limited to, Part I Crimes.

<i>TOTAL ARRESTS – ALL CRIMES</i>	<i>2008</i>	<i>2009</i>	<i>CHANGE</i>	<i>RAW CHANGE</i>
ARRESTS (ADULT & JUVENILE)	1,498	1,460	-2.6%	-38

FIVE-YEAR COMPARISON ARRESTS



ADULT AND JUVENILE CASES SUBMITTED TO THE SHASTA COUNTY DISTRICT ATTORNEY'S OFFICE

In 2009, 1,223 cases were submitted to the Shasta County District Attorney's Office for review compared to 1,251 in 2008. Additionally, in 2009, 221 cases were submitted to the Shasta County Probation Department for review compared to 152 in 2008.

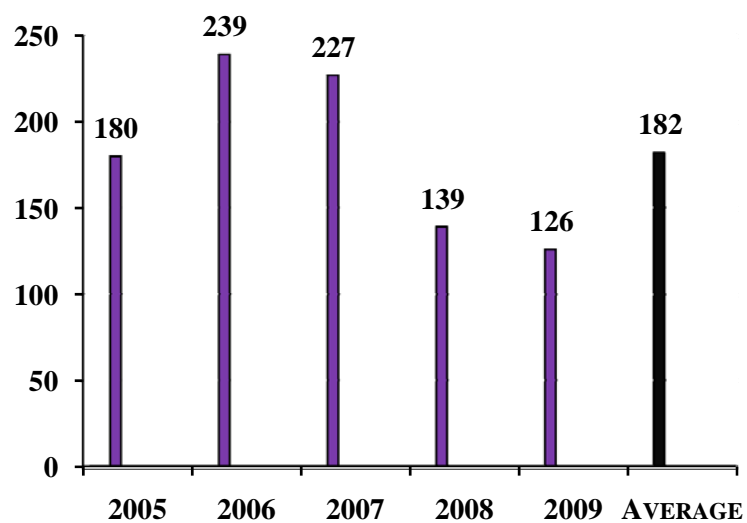
TRAFFIC STATISTICS

Over the past several years, the Department has increased our emphasis on traffic enforcement with the addition of two Office of Traffic Safety grants. These grants enabled the Department to hire two traffic specialists and purchase two motorcycles. However, due to budget cuts, the Department has only been able to maintain one Traffic Specialist. In the future, we hope to reinstate the second Traffic Specialist when funding becomes available. The Department also received and strongly participated in the following enforcement grants: Click-it-or-Ticket, Driving Under the Influence Checkpoints, Red Light Enforcement, and Driving Under the Influence Saturation Patrols.

<i>COLLISIONS</i>	<i>2008</i>	<i>2009</i>	<i>CHANGE</i>	<i>RAW CHANGE</i>
PROPERTY DAMAGE ONLY	95	82	-15.85%	-13
INJURY COLLISIONS	44	44	0%	0
FATAL COLLISIONS	0	0	0%	0
TOTAL COLLISIONS	139	126	-10.31%	-13

*Although a reduction in the overall number of *Property Damage Only* Traffic Collisions is evident, it is primarily due to the involved parties requesting to exchange information and the collision not satisfying the requirement for the completion of a Traffic Collision Report.

FIVE-YEAR COMPARISON TRAFFIC COLLISIONS

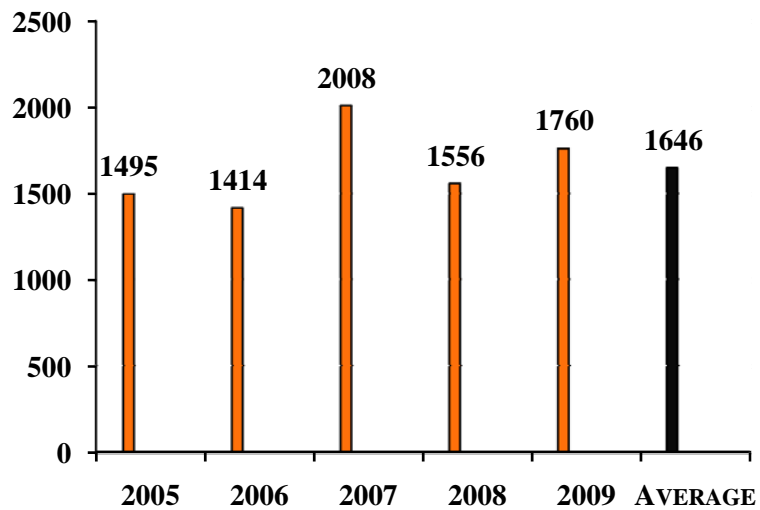


CITATIONS

Traffic Citations increased in 2009. This can be attributed to the fact that we have seen a decline in crime, which affords officers more time to be proactive.

<i>CITATIONS ISSUED</i>	<i>2008</i>	<i>2009</i>	<i>CHANGE</i>	<i>RAW CHANGE</i>
ALL CITATIONS	1,556	1,760	+13.11%	+204

FIVE-YEAR COMPARISON CITATIONS



GANG STATISTICS

The Shasta Anti-Gang Enforcement Unit (SAGE) concluded its sixth year of operations in 2009.

Due to budget constraints, SAGE has seen a decrease in the number of Shasta County law enforcement agencies able to regularly participate in the weekly operations. Anderson is not exempt from these restrictions as we were not able to host any SAGE operations within the City during 2009.

Anderson's gang activity continues to remain at a very low level. During the course of regular patrol duties, the Anderson Police Department remains proactive in recognizing and identifying gang members and gang activity within the City of Anderson. It is the Department's goal to become more active in SAGE and to host several operations within the City during 2010.

MESSAGE FROM CHIEF DALE A. WEBB

We are proud of our alliance with the community, other City Departments, the City Council, and the City Manager. This alliance, coupled with the exceptional work ethic, dedication, and professionalism of those within the Anderson Police Department, has enabled us to preserve the image that the City of Anderson truly is the “City of Opportunity”.

We commit ourselves, through the principles of Community Oriented Policing, to continue to be proactive in identifying and solving problems, reducing crime and making our community safer, being sensitive and responsive to the needs of the community through the delivery of professional police services, and to enhancing the quality of life for all the citizens of Anderson.

All members of the Anderson Police Department are commended for their outstanding professionalism and dedication to the Department and the citizens they serve. The members of the Department are truly the backbone of the organization.



Dale A. Webb

Dale A. Webb
Chief of Police